


## Pan American Airways Route 4.

### The New York to UK service via Horta, returning by the southern route.

During the summer of 1941 the FAM-18 service was using the "straight-across" route from New York to Lisbon via Bermuda and Horta, returning by the same path, until weather conditions at Horta prevented the safe operation of the westbound flights. On the 28<sup>th</sup> of November 1941, flight 467 left New York for Lisbon via Bermuda and Horta, but returned (468) by the southern route Lisbon-Bolama-Bermuda-New York (confirmed by Bermuda Customs records as flying direct from Bolama to Bermuda). The same Bermuda records show that flight 469/470 reverted to the return via Horta but the next flight 471/472 returned from Lisbon via Bolama-Natal-Belem-Trinidad-Bermuda, using the whole of the southern route. Subsequent flights used this entire route until flight 491/492 which left New York on the 28<sup>th</sup> of January 1942, returning via the southern route to arrive back in New York on the 8<sup>th</sup> of February.

At this point the route was re-designated under the new PanAm arrangements as Route 4, and the next flight out from New York was therefore 4493 on the 2<sup>nd</sup> of February returning as 4494 on the 9<sup>th</sup> of February. Flights continued on this route and in this sequence until flight 4521 out of New York on the 22<sup>nd</sup> of April, returning from the southern route as 4522 on the 27<sup>th</sup> of April. Weather conditions had now improved so the next flight 4523 returned not by the southern route but by the "straight-across" path from Lisbon via Horta and Bermuda. This was the last flight designated as Route 4 and the designation was never used again. However, there were two more flights in the numerical sequence but designated as Route 2, hence they were 2525/2526 and 2527/2528. These were the only flights designated Route 2 and as with Route 4 the designation was never used again. See the Route 2 section.



PAN AMERICAN AIRWAYS INCORPORATED

ATLANTIC DIVISION

Trip Summary - TransAtlantic

Route		Times G.C.T.			Performance				Cargo			Weather	Delays	Remarks:	
Date	Depart	Arrive	Dock to Dock Time	TAS Kts.	GS Kts.	Wind Kts.	Gas Cons. Gl/hr	Contr. Mail Lbs.	Paid Exp. Lbs.	No. Paid Psgrs.					
Trip 479															
NBA - BDA	12/20/41	1754	2314	5:20	135	148	+13	205	8000 8700	1788	6.6	23 BDA *9 LBN	Partly to Cloudy Snow.	0	
BDA - BDA	12/21/41	2012	2053	:41	---	---	---	---	---	---	---	---	---	24 Hours	Returned a/c engine trouble
BDA - LBN	12/27-28/41	1931	1457	19:26	132	145	+13	188	8000 7000	71.	0	0	Partly to Cloudy Rain	6 days	Delay due swells at Hta. Total Time - 25:27
Trip 480															
LBN - BLO	12/28-29/41	2143	1151	14:08	131	135	+4	255	8000 8800	3871	0	10 NBA	Clear to Cloudy	0	
BLO - NAT	12/29-30/41	1834	0812	13:38	123	135	+12	179	2000 9000	0	0	0	Clear to Ovc. Rain	0	
NAT - BEL	12/30/41	1007	1551	5:44	140	161	+21	200	9000 10000	0	0	0	Partly	0	
BEL - SPA	12/30-31/41	1754	0220	8:26	137	139	+2	200	8000 8500 9000	0	0	0	Partly to Ovc. Rain	0	
SPA - BDA	12/31/41	0440	1502	10:22	130	130	0	201	8000	0	0	0	Clear to Cloudy	0	
BDA - NBA	1/1/42	1255	1841	5:46	129	120	-9	209	4000	344	6.6	38 NBA	Partly	24 Hrs.	Delay due terminal conditions at NBA Total Time 58:04

General Remarks: Mail weights listed are local loads only.  
\* 7 of these passengers offloaded at BDA.



PAN AMERICAN AIRWAYS, INC.

ATLANTIC DIVISION

TRIP SUMMARY

TRANSATLANTIC


Route	G	Times G.C.T.		Performance						Cargo		No. Paid	Weather	Delays	Remarks	
		Date	Depart	Arrive	Dock to Dock Time	TAS Kts.	GS Kts.	Av. Wind Kts.	Gas Cons. Gl/hr.	Alt.	Contr. Mail Lbs.					Paid Exp. Lbs.
Trip #481																
NBA-BDA		12/24/41	1711	2301	5:50	184	132	-2	201	8000	2191	123.4	10 BDA *8 LBN	Ptly to ovc.,rain	0	
BDA-LBN		12/28-29/41	2032	1552	19:20	131	146	+15	186	8000	0	0	** 1	Ptly to ovc.,rain	4 day	Delay due swells at HTA <u>Total Time 25:10</u>
Trip 482																
LBN-HST		12/29-30/41	2154	1136	13:42	133	126	-7	191	4000 6000 8000 9000	1010	0	22 NBA 1 BLO	Clear to ovc.,hazy	0	Proceeded to HST a/c maintenance trouble
HST-BLO		12/30/41	1425	1543	1:18	0	-	-	-	-	-	-	-	-	0	
BLO-FSL		12/31/41	1108	1532	4:24	130	100	-30	195	2000	0	0	0	Clear to Ptly	24 hrs.	Delay due late arr. ble Proceeded FSL by special orders from Oper.office.
FSL-NAT		12/31/41 1/1/42	1817	0745	13:28	134	149	+15	192	8000	0	0	0	Ptly to ovc.,hazy	0	
NAT-BEL		1/1/42	1000	1540	5:40	142	155	+13	202	8400 9400	0	0	4 SPA	Ptly to cldy,hazy	0	
BEL-SPA		1/1-2/42	1726	0214	8:48	135	140	+5	204	8500	0	0	0	Ptly to cldy	0	
SPA-BDA		1/2/42	0524	1554	10:30	132	126	-6	194	8000 8500	0	0	0	Ptly to cldy	0	
BDA-NBA		1/3/43	1223	1819	5:56	127	120	-7	202	1000	73.	4.4	46 NBA	Ptly to ovc.	24 hrs.	Delay due term. conditions at NBA.

General Remarks: Mail wiehts listed are local loads only

\*\* This passenger offloaded from trip 479

\*4 of these passengers offloaded at BDA

Total Time 63:46



PAN AMERICAN AIRWAYS COMPANY

ATLANTIC DIVISION

Trip Summary - TransAtlantic

Route	Times G. C. T.		Performance							Cargo			Weather	Delays	Remarks
	Date	Depart	Arrive	Dockto Dock	TAS Kts.	GS Kts.	Wind Kts.	Av. Gas Gls/hr.	Alt.	Contr. Mail Lbs.	Paid Exp. Psgrs.	No. Paid Psgrs.			
Trip 483															
NBA - BDA	12/31/41	1317	1843	5:26	126	130	+ 4	216	5000	3369	137	32 BDA 14 LBN	Partly to Ove.	0	
BDA - BDA	12/31/41	2100	2120	:20	---	---	---	---	---	---	---	---	---	0	Ret.a/c mechanical trouble
BDA - HTA	1/2-3/42	2208	1320	15:12	131	123	-8	195	8000 1000	49.	0	** 9 LBN	Partly to ove. Rain	48 hrs.	Delay due maintenance and Swells at Hta.
HTA-LBN	1/8/42	1248	2018	7:30	140	132	-8	233	8000	31	0	5 LBN	Partly	5 days	Delay due Swells at Hta
Total time - 28:28															
Trip 484															
Lbn - BLO	1/9/42	0105	1435	13:30	132	140	+8	194	8000 6000	1473	55	28 NBA	Partly	0	
BLO- NAT	1/9-10/42	1835	0759	13:24	130	133	+3	204	8000 6000	0	0	0	Partly to cldy	0	
NAT- BEL	1/10/42	1010	1550	5:40	147	157	+10	264	6000 9000	0	0	0	Partly	0	
BEL - SPA	1/10-11/42	1720	0126	8:06	145	152	+ 7	235	8000	0	0	0	Partly	0	
SPA - BDA	1/11/42	0456	1456	10:00	137	134	- 3	215	8000	0	0	0	Partly to ove.	0	
BDA - NBA	1/11/42	1755	2330	5:35	138	134	- 4	231	1500	269	0	22 NBA	Cldy to ove. Rain	0	


Total Time 56:15

General Remarks: Mail weights listed are local loads only.

\* 5 of these passengers offloaded at Bda.

\*\* 4 of these passengers offloaded from Trip 481

5 of these passengers offloaded from trip 479




PAN AMERICAN AIRWAYS COMPANY

ATLANTIC DIVISION

Trip Summary - TransAtlantic

Route	Times C. C. T.		Performance							Cargo			Weather	Delays	Remarks	
	Date	Depart	Arrive	Dockto Dock	TAS Kts.	GS Kts.	Wind. Kts.	Gas Cons. Gl/hr.	Alt.	Contr. Mail Lbs.	Paid Exp. Lbs.	No. Paid Psgrs.				
Trip 485																
NBA - BDA	1/6/42	1346	1904	5:18	133	136	+ 3	226	10000	3986	315.	*16 LBN 28 BDA	Cldy to Ove.	3 days	Delay due Terminal conditions At NBA & BDA	
BDA - LBN	1/6-7/42	2145	1921	21:36	120	131	+11	183	8000	40	0	0	Ptly to ove.	0	Total Time - 26:54	
Trip 486																
LBN - BLO	1/8/42	0010	1258	12:48	130	149	+19	203	9800 8500	5805	0	9 NBA	Clear to Ove. Hazy	0		
BLO - NAT	1/8-9/42	1828	0754	13:26	115	123	+8	194	4000 9900	2.2	0	0	Clear to Ove.	0		
NAT - BEL	1/9/42	1007	1611	6:04	132	146	+14	208	9000 10000	0	0	0	Cldy.	0		
BEL - SPA	1/9-10/42	1902	0410	9:08	137	137	0	214	8000 8500	0	0	0	Partly to Cldy.	0		
SPA - JUA	1/10/42	1848	2320	4:32	141	151	+10	216	9000	0	0	0	Partly to cldy.	0	Proceeded JUA on special orders from Operations.	
JUA - BDA	1/11/42	1544	1654	6:10	133	147	+14	216	9000	0	0	0	Partly to cldy	0		
BDA - NBA	1/12/42	1301	1903	6:02	135	117	-18	213	8000	15.4	15.4	35 NBA	Partly to ove.	24 hrs.	Delay a/c late arrival at BDA.	
															Total Time: 58:10	

General Remarks: Mail weights listed are local loads only.  
\*15 of these passengers offloaded at BDA




PAN AMERICAN AIRWAYS COMPANY  
 ATLANTIC DIVISION  
 Trip Summary-- Transatlantic

Route	Times G.C.T.			Performance			Cargo		Contr. Paid		No. Paid	Weather	Delays	Remarks:	
	Date	Depart	Arrive	Dock to Dock Time	TAS Kts.	GS Kts.	Avg. Wind Kts.	Gas Cons. gl/hrs.	Altitude	Mail Lbs.					Exp. Lbs.
<u>Trip 487</u>															
NBA-BDA	1/19/42	1322	1946	6:24	134	117	- 17	213	70000	7527	247	31 BDA 3 LBN	Ptly to cldy	3 days	Delay due main. & wea.
BDA-HTA	1/19-20/42	2249	1209	13:20	131	144	- 13	200	1000 8000	110.2	0	16 LBN	Ptly to ovc.	0	
HTA-LBN	1/20/42	1336	2028	6:52	138	150	+ 12	210	8000	22.	0	0	Ptly to ovc.	0	
														Total Time 26:36	
<u>Trip 488</u>															
LBN-BLO	1/21/92	0200	1758	15:58	131	125	- 6	204	8000 4000	1775	17.6	*16 NBA	Clear to ovc.	0	
BLO-NAT	1/21-22/42	2319	1059	11:40	136	141	+ 5	213	2500 8000	0	0	0	Clear to ovc.	0	
NAT-BEL	1/22/42	1240	1840	6:00	138	150	+ 12	206	10000	0	0	0	Ptly to cldy.	0	
BEL-SPA	1/23/42	1037	1839	8:02	138	147	+ 9	224	8000	0	0	0	Ptly to cldy	0	
SPA-BDA	1/23-24/42	2200	0924	11:24	136	118	- 18	220	8000	1561	0	0	Clear to ovc.	0	
BDA-NBA	1/24/42	1246	1910	6:24	128	108	- 20	191	1000 4000	296	2.2	36 NBA	Ptly to cldy., hazy	0	
														Total Time 59:28	

General Remarks: Mail weights listed are local leads only.


\* One passenger offloaded Belem

PAN AMERICAN AIRWAYS COMPANY  
 ATLANTIC DIVISION  
 Trip Summary - TransAtlantic



Route	Times G. C. T.		Performance						Cargo			Weather	Delays	Remarks		
	Date	Depart	Arrive	Dockto Dock	TAS Kts.	GS Kts.	Wind Kts	Gas Cons. Gl/hr.	Alt.	Contr. Mail	Paid Exp.				No. Paid Psgrs.	
Trip 489																
NBA-BDA	1/24/42	1326	1818	4:52	147	152	+5	217	8000 9600	3051	101	42 BDA 4 LBN				
BDA-HTA	1/24-25/42	2142	1010	12:28	133	154	+21	192	8000	42	0	* 3 LBN	Partly to Ovc. Rain	0		
HTA-LBN	1/25/42	1118	1736	6:18	144	154	+10	198	7500	6.6	0	1 LBN	Clear	0		
														TOTAL TIME:	23:38	
Trip 490																
LBN-BLO	1/25-26/42	2326	1346	14:20	136	145	+9	193	7600	3668	0	15 NBA	Partly to Cloudy	0		
BLO-NAT	1/26-27/42	1848	0854	14:06	128	132	+4	189	8000	0	0	0	Clear to Cloudy	0		
NAT-BEL	1/27/42	1300	1848	5:48	143	156	+13	203	8000	0	0	0	Hazy Partly to cldy.	0		
BEL-SPA	1/28/42	1028	1900	8:32	126	137	+11	212	9000 10000	0	0	0	Partly to cldy.	0		
SPA-BDA	1/28-29/42	2216	0938	11:22	132	135	+3	201	8000	0	0	6 NBA	Partly to Ovc. Rain	0		
BDA-NBA	1/29/42	1340	2058	7:18	133	95	-38	208	1200 6000	434	0	35 NBA	Partly to Ovc. Hazy-Rain	0		
														TOTAL TIME:	61:26	

general remarks: Mail weights listed are local loads only.  
 \* 3 Passengers were offloaded from Trip 487




PAN AMERICAN AIRWAYS COMPANY

ATLANTIC DIVISION

Trip Summary - TransAtlantic

Route	Times G. C. T.			Deck to Dock Time	Performance					Cargo			Weather	Delays	Remarks:
	Date	Depart	Arrive		TAS Kts.	GS Kts.	Av. Wind Kts.	Gas Cons. Gl/hr	Alt.	Contr. Mail Lbs.	Paid Exp. Lbs.	No. Paid Passgrs.			
NBA-BDA	1/28/42	1330	2050	7:20	129	98	-31	198	1000	2039	567	28 BDA *21 LBN	Ovc.-Rain	0	Returned BDA a/c strong headwinds enroute
BDA-BDA	1/29-30/42	2046	0726	10:40	125	110	-15	184	1500	40	0	0	Cldy to Ovc Rain	24	
BDA-LBN	1/31-2/1/42	2036	1704	20:28	133	146	+13	192	8000	37	0	0	Ptly to cldy	2 days	
TRIP 492															
LBN-BLO	2/1-2/42	2204	1310	15:06	135	142	+7	200	8000 7500	4773	4.4	8 NBA 1 SPA	Clear to Ptly	0	Delay due swells at Hta and weather enroute Total time: 38:28
BLO-NAT	2/2-3/42	1910	0802	12:52	134	140	+6	207	8000	0	0	0	Clear to Ovc.	0	
Nat-BEL	2/3/42	0948	1540	5:52	138	153	+15	209	8500	0	0	0	Partly	0	
BEL-SPA	2/4/42	0924	1756	8:32	131	141	+10	198	8500	0	0	4 NBA 4 SPA	Clear to Cldy.	0	
SPA-BDA	2/4-5/42	2156	0906	11:10	133	126	-7	198	8800	0	0	0	Patly to cldy.	0	
BDA-NBA	2/8/42	1342	2052	7:10	126	107	-19	198	1000	835	8.8	44 NBA	Cloudy	3 days	
Total Time: 60:42															

General Remarks: Mail weights listed are local loads only.  
\*17 of these passengers offloaded at BDA




PAN AMERICAN AIRWAYS COMPANY

ATLANTIC DIVISION

Trip Summary - TransAtlantic

Route	Times G. C. T.			Performance					Cargo				Weather	Delays	Remarks:	
	Date	Depart	Arrive	Dockto Dock	TAS Kts	GS Kts	Av. Wind Kts.	Gas Cons. G1/hr	Contr. Mail Lbs.	Paid Exp. Lbs.	No. Paid Psgrs.					
Trip 4493																
NBA - BDA	2/2/42	1348	1856	5:08	129	139	+10	193	1500	4769	2.2	31 BDA 6 LBN	Ptly to Cldy	48 Hrs.	Delay due instructions received from Traffic Dept.	
BDA - HTA	2/3-4/42	2106	1004	12:58	133	143	+10	213	8500	31.	2.2	*9 LBN	Clear to ovc Rain	24 Hrs.	Delay due swells at Hta.	
HTA - LBN	2/4/42	1124	1848	7:24	134	128	-6	200	8000	15.4	0	0	Ptly to cldy	0		
Trip 4494																Total time 25:30
LBN - BLO	2/5/42	0006	1616	16:10	127	125	-2	161	6000	1576	0	20NBA	Clear to Ovc.	0		
BLO - NAT	2/5-6/42	1914	0836	13:22	128	141	+13	196	2000 7000	0	0	0	Ptly to Ovc. Rain	0		
NAT - BEL	2/6/42	1036	1622	5:46	145	169	-24	193	8400	0	0	0	Cldy	0		
BEL - SPA	2/7/42	1006	1752	7:46	135	148	+13	210	8000	0	0	0	Ptly to Cldy	0		
SPA - BDA	2/8-9/42	2309	0936	10:27	134	128	-6	200	8000	0	0	0	Clear to Ptly	24 Hrs.	Delay due weather at BDA.	
BDA - NBA	2/9/42	1404	2116	7:12	135	98	-37	222	6000	165	11.02	31NBA	Clear to cldy	0		
																Total time 60:43

General Remarks: Mail weights listed are local loads only  
 \*These passengers were offloaded from Trip 491.



p PAN AMERICAN AIRWAYS COMPANY  
ATLANTIC DIVISION  
Trip Summary - Transatlantic

*Handwritten signature*

Route


Trip	Date	Depart	Arrive	Dock to Dock Time	TAS KTS.	GS KTS.	Av. Wind Kts.	Gas. Cons. G1/hr.	Alt.	Contr. Mail Lbs.	Paid Exp. Lbs.	No. Paid Psgrs.	Weather	Delays
NBA-BDA	2/4-5/42	2243	0401	5:18	137	144	+ 7	194	8000'	1616	536	55 BDA *24 LBN	Ptly.	0
BDA-LBN	2/5-6/42	2011	1659	20:48	133	134	+ 1	193	8500 10000	31	0	0	Ptly to cldy.	0
Total Time 26:06														
<u>Trip 4496</u>														
LBN-BLO	2/6-7/42	2144	1308	15:24	137	138	+ 1	192	8000 8800	831	276	28 NBA	Cldy.	0
BLO-BLO	2/7-8/42	1927	0247	7:20	135	127	- 8	202	8200	-	-	-	Ptly.	0
BLO-BLO	2/8/42	0800	1858	10:58	134	134	0	197	1000'	-	-	-	Ptly	0
BLO-NAT	2/9-10/42	1849	0805	13:16	139	140	+ 1	202	8000 6000	0	0	0	Cldy to ovc.	2 days
NAT-BEL	2/10/42	1013	1637	6:24	142	143	+ 1	203	9500	0	0	0	Cldy to ovc. rain	0
BEL-SPA	2/10-11/42	1831	0317	8:46	138	141	+ 3	213	8500	0	0	0	Clear to ovc. rain	0
SPA-BDA	2/11/42	0706	1734	10:28	139	130	- 9	212	7000	0	0	0	Ptly to cldy.	0
BDA-NBA	2/12/42	1434	2216	7:42	133	106	- 27	200	8000 5500	333	0	23 NBA	Cldy to ovc. rain.	24 hrs DELAY due wea. at BDA

Retd B10 per instruc. from oper office to search for plane reported missing in vicinity

Delay due search flights explained above.

Total Time 80:18

GENERAL REMARKS: Mail weights listed are local loads only.  
\* 23 of these passengers offloaded at BDA



PAN AMERICAN AIRWAYS COMPANY

ATLANTIC DIVISION


Trip Summary - TransATLANTIC

Route	Times G.C.T.			Performance						Cargo			Weather	Delays	Remarks
	Date	Depart	Arrive	Dockto Dock Time	TAS Kts.	GS Kts.	Wind Kts.	Cons. Gl/hr	Alt.	Contr: Mail Lbs.	Paid Exp. Lbs.	No. Paid Psgrs.			
Trip 4497															
NBA-BDA	2/16/42	1608	2238	6:30	133	113	-20	213	1400 1800	1724	837	48 BDA 2 LBN	Cldy to Ovc. Hazy	48 Hours	Delay due wea at NBA and enroute
BDA-LBN	2/18-19/42	2103	1518	18:15	132	154	+22	207	10000	104	0	* 12 LBN	Partly to Ovc. Rain	48 Hrs.	Delay due swells at HTA. and wea.enroute
TRIP 4498															
LBN-BLO	2/19-20/42	2128	1405	16:37	135	122	-13	190	8000	3278	4.4	5 NBA 1 FSL	Ptly-Hazy-Rain	0	Proceeded FSL on Spec orders from Op.Office
BLO-FSL	2/21/42	1104	1443	3:39	128	136	+8	200	10000	0	0	0	Hazy	24 Hours	
FSL-NAT	2/21-22/42	1851	0813	13:22	133	140	+7	195	8000	0	0	2 NBA	Clear to Ptly-Hazy	0	
NAT-BEL	2/22/42	1048	1643	5:55	147	160	+13	217	8000 9400	0	0	**4 MIA	Ptly to cldy	0	
BEL-SPA	2/23/42	1005	1741	7:36	139	148	+9	222	8000	0	0	0	Ptly to Cldy.	0	
SPA-BDA	2/23-24/42	2017	0601	9:44	132	140	+8	220	2000 8000	0	0	0	Partly	0	
BDA-NBA	2/24/42	0948	1548	6:00	129	125	-4	208	3000 4000	820.	66.1	46 NBA	Partly to Ovc.	0	
TOTAL TIME 62:53															

General Remarks: Mail weights listed on local loads only.

\* These passengers had been offloaded from Trip 495

\* These Natel-Mia passengers off at Spa.



PAN AMERICAN AIRWAYS COMPANY

ATLANTIC DIVISION

Trip Summary - TransAtlantic

ROUTE	Times G. C. T.		Performance							Cargo			Weather	Delays	REMARKS:	
	Date	Depart	Arrive	Dockto Dock Time	TAS Kts.	GS Kts.	Av Wind Kts.	Gas Cons. Gl/hr	Alt.	Contr. Mail Lbs.	Paid Exp. Lbs.	No. Paid Psgrs.				
NBA-NBA	2/13/42	1342	1500	1:18	120	120	0	---	---	---	---	---	---	0	Ret.NBA a/c Engine Trouble	
NBA-BDA	2/19/42	1329	1855	5:26	125	136	+11	202	1500 2500	7937	490	43 BDA	Partly to Cldy.	24 Hrs.	Delay due Engine Trouble	
BDA-LBN	2/20-21/42	2113	1539	18:26	129	148	+19	202	500 1500 8000	0	49	*18 LBN	Partly to Ovc.	24 Hrs.	Delay due swells at HTA.	
													TOTAL TIME		25:10	
Trip 4500																
LBN-BLO	2/21-22/42	2218	1522	17:04	131	122	-9	197	9000	7187	0	0	Clear to Partly	0		
BLO-NAT	2/22-23/42	1855	0827	13:32	132	138	+6	197	5500 9000	0	0	0	Partly to Ovc.	0		
NAT-BEL	2/23/42	1034	1626	5:52	140	150	+10	198	3000 9400 13000	0	0	0	Partly to Ovc.	0		
BEL-SPA	2/24/42	1105	1851	7:46	140	145	+5	206	8400	0	0	0	Partly	0		
SPA-BDA	2/26-27/42	2050	0740	10:50	137	132	-5	185	8000	0	0	2 NBA	Partly to Cldy	48 Hrs.	Delay due wea. at BDA.	
BDA-NBA	2/27/42	1126	1806	6:40	127	106	-21	230	2000 6000	359.	6.6	45NBA	Partly to Ovc.Rain	0		
													TOTAL TIME		61:44	

General Remarks: Mail weights listed are local loads only.

\* 3 of these passengers were offloaded from Trip 491; 10 were offloaded from Trip 495

PAN AMERICAN AIRWAYS COMPANY

ATLANTIC DIVISION

Trip Summary - Transatlantic

Route	Date	Times G. C. T.			Performance					Cargo			Weather	Delays	Remarks
		Depart	Arrive	Dock to Dock Time	TAS Kts.	GS Kts.	Av. Wind Kts.	Gas Cons. Gl/hr	Alt.	Contr. Mail Lbs.	Paid Exp. lbs.	No. Paid Psgrs.			
NBA-BDA	3/1/42	1342	1909	5:27	135	137	+2	217	8800	3146	309	43 BDA 9 LBN	Cloudy to Ovc.	24 hrs.	Delayed due terminal conditions NBA
BDA-HTA	3/2-3/42	1954	0904	13:10	133	145	+12	196	8000 9000	84	0	* 8 LBN	Ptly to Cloudy	24 hrs.	Delayed due swells HTA
HTA-LEN	3/3/42	1012	1652	6:40	134	177	+43	200	6000	22	0	1 LBN	Cloudy to Ovc. Rain	0	
TOTAL TIME 25:17															
<u>Trip 4504</u>															
LBN-BLO	3/4-5/42	1812	1044	16:32	126	126	0	198	8300	4674	132	5 NBA	Ptly to Ovc. Hazy-Rain	24 hrs.	Delay due maintenance
BLO-NAT	3/5-6/42	1927	0817	12:50	134	133	-1	210	8000 4000	0	0	** 15 NBA	Cloudy to Ovc. Hazy-Rain	0	
NAT-BEL	3/6/42	1014	1642	6:28	133	146	+13	226	8000	0	0	0	Cloudy to Ovc. Rain	0	
BEL-SIA	3/7/42	1105	1823	7:18	144	154	+10	233	8500	0	0	0	Cloudy	0	
SPA-BDA	3/7-8/42	2015	0617	10:02	138	144	+6	210	8100	0	0	0	Ptly to Cldy Hazy	0	
BDA-NBA	3/8/42	0926	1536	6:10	126	129	+3	212	1000	157	8:8	36 NBA	Ovc.	0	

TOTAL TIME 59:20

GENERAL REMARKS: Mail weights listed are local loads only.

\* These passengers offloaded from Trip 501

\*\* 3 of these passengers were offloaded from Special Mission 17 12 were offloaded from Special Mission 15

PAN AMERICAN AIRWAYS COMPANY

ATLANTIC DIVISION

Trip Summary - Transatlantic

Route	Date	Times G.C. T.		Dock to Dock Time	Performance					Cargo			Weather	Delays	Remarks:	
		Depart	Arrive		TAS Kts.	GS Kts.	Av. Wind Kts.	Gas Cons. G1/hr.	Alt.	Contr. Mail Lbs.	Paid Exp. Lbs.	No. Paid Psgrs.				
<u>Trip 4505</u>																
NFA-BDA	3/7/42	1312	1817	5:05	134	144	+10	214	7500	4189	527	40 BDA 5 LBN	Clear	0		
BDA-HTA	3/7-8/42	2223	1026	12:03	134	158	+24	207	8000 9000	37.4	0	0	Clear to Ptly	0		
HTA-LBN	3/8/42	1156	1836	6:40	140	150	+10	225	10000	8.8	0	0	Ptly to Ovc. Snow	0		
TOTAL TIME 23:48																
<u>Trip 4506</u>																
LBN-BLO	3/8-9/42	2307	1537	16:30	129	113	-16	203	8000 9000	1969	0	19 NBA	Clear, snow rain	0		
BLO-NAT	3/9-10/42	2119	0851	11:32	132	143	+11	210	8000 9000	0	0	0	Clear to cldy	0		
NAT-BEL	3/10/42	1037	1637	6:00	132	147	+15	209	8000 9000	0	0	1 SPA	Ptly to cldy	0		
BEL-SPA	3/11/42	1054	1834	7:00	135	142	+7	213	9000 10000	0	0	0	Ptly to cldy Rain	0		
SPA-BDA	3/11-12/42	2138	0738	10:00	131	136	+5	222	9000	0	0	0	Clear to cldy Rain	0		
BDA-NBA	3/12/42	1020	1638	6:18	130	127	-3	208	4000 8000	24.2	498	34 NBA	Clear to ptly	0		
TOTAL TIME 58:00																

GENERAL REMARKS: Mail weights listed are local loads only.

PAN AMERICAN AIRWAYS COMPANY

ATLANTIC DIVISION

Trip Summary - Transatlantic

Route	Times G. C. T.			Performance						Cargo				Weather	Delays	Remarks
	Date	Depart	Arrive	Dock to Dock Time	TAS Kts.	GS Kts.	Av. Wind Kts.	Gas Cons. Gl/hr	Alt	Contr. Mail Lbs.	Paid Exp. lbs.	No. Paid Psgrs.				
<u>Trip 4507</u>																
NJA-BDA	3/12/42	1323	1909	5:46	130	130	0	210	1700	3721	1100	16	35 BDA 16 LBN	Ptly	24 hrs.	Delay due WGA at BDA
BDA-HTA	3/12-13/42	2130	1036	13:06	133	149	+16	213	8000	35	112.4	0		Ptly to cldy	0	
HTA-LBN	3/14/42	0955	1547	5:52	130	170	+40	227	8000	4.4	0	0		Ptly	0	
																TOTAL TIME 24:44
<u>Trip 4508</u>																
LBN-BLO	3/14-15/42	2152	1400	16:08	137	130	-7	205	8000 8500	2269	0	6	NBA	Clear to cldy	0	
BLO-FSH	3/16/42	0915	1325	4:10	130	112	-18	233	4000 6000	0	0	0		Clear	24 hrs.	Proceeded FSH on radio orders with tools for NC 18606.
FSH-NAT	3/16-17/42	1850	0826	13:36	127	145	+18	200	8000	0	0	5	SPA	Ptly - rain	0	
NAT-BEL	3/17/42	1020	1633	6:13	135	152	+17	212	2000 9000	0	0	0		Ptly	0	
BEL-SPA	3/18/42	1010	1746	7:36	142	147	+5	225	9000	0	0	0		Cldy to Ovc	0	
SPA-BDA	3/18-19/42	2206	1016	12:10	133	143	+10	207	6000 8100 9000	2.2	0	0		Ptly to Ovc	0	
BDA-NBA	3/19-20/42	1229	2008	7:39	129	96	-33	215	1000 9000	635	6.6	45	NBA	Ptly to Cldy	0	
																TOTAL TIME 67:32

GENERAL REMARKS: Mail weights listed are local loads only.

PAN AMERICAN AIRWAYS COMPANY

ATLANTIC DIVISION

Trip Summary - Transatlantic

Route	Times G. C. T.		Performance						Cargo			Weather	Delays	Remarks	
	Date	Depart	Arrive	Dock to Dock Time	TAS Kts.	GS Kts.	Av. Wind Kts.	Gas Cons. G1/Hr	Contr. Mail Lbs.	Paid Exp. Lbs.	No. Paid Psgrs.				
NBA-FDA	3/20/42	1300	1739	4.39	129	158	+29	209	8000	5181	1045	19 LBN	Clear to Ptly.	48 hours	
BDA-HTA	3/20-21/42	2001	0816	12:15	131	159	+28	202	8000	64	2.2	0	Clear to Ovc. Rain	0	
HTA-LBN	3/21/42	0958	1658	7:00	136	139	+3	205	8000	4.4	0	1 LBN	Cldy	0	
												TOTAL TIME 23:54			
Trip 4510															
LBN-BLO	3/21-22/42	2134	1310	15:36	132	135	+3	196	8000	3633	22.05	2 SPA	Clear to cldy.	0	
BLO-NAT	3/22-23/42	1906	0806	13:00	131	128	-3	194	8000	0	0	0	Clear to ptly.	0	
NAT-FEL	3/23/42	1014	1544	5:30	140	166	+26	245	6000	0	0	14 SPA	Ptly to ovc.	0	
BEL-SPA	3/24/42	0925	1711	7:46	140	146	+6	200	8000 6000	0	0	0	Ptly to ovc. Rain	0	
SPA-BDA	3/24-25/42	2205	0751	9:46	134	139	+5	207	6500 8000	0	0	0	Clear to ovc. Rain	0	
BDA-NBA	3/25/42	1051	1722	6:31	127	112	-15	209	2000	312	19.8	37 NBA	Clear to ovc.	0	
												TOTAL TIME 58:09			

GENERAL REMARKS: Mail weights listed are local loads only.

PAN AMERICAN AIRWAYS COMPANY

ATLANTIC DIVISION

Trip Summary - Transatlantic

Route		Time G. C. T.			Performance					Cargo				Weather	Delays	Remarks	
Trip	Date	Depart	Arrive	Dock to Dock Time	TAS Kts.	GS Kts.	Av. Wind Kts.	Gas Cons Gl/hr.	Alt.	Contr. Mail Lbs.	Paid Exp. Lbs.	No. Paid Psgrs.					
NBA-BDA	3/24/42	1415	1947	5:32	125	139	+14	190	2500	2401	1151	15	23 BDA LEB	Ptly to cldy.	3 days		
BDA-HTA	3/24-25/42	2145	1015	12:30	137	147	+10	162	8500 9500	26	0	0	0	Ptly to ovc.	0		
HTA-LEB	3/25/42	1140	1854	7:14	138	135	-3	211	8000	4.4	0	0	0	Ptly to Ovc.	0		
															TOTAL TIME	25:16	
<u>Trip 4512</u>																	
LEB-BLO	3/26/42	0105	1651	15:48	136	124	-12	202	9000 10000	3679	8.8	5	5 NBA	Ptly to cldy Hazy-Rain			
BLO-NAT	3/26-27/42	2209	0923	11:14	136	145	+9	213	8200	0	0	0	0	Ptly to Ovc.	0		
NAT-BEL	3/27/42	1133	1725	5:52	136	155	+19	231	8000	0	0	0	0	Cldy	0		
BEL-SPA	3/28/42	0959	1735	7:36	138	149	+11	227	8500	0	0	0	0	Ptly to Ovc.	0		
SPA-BDA	3/30-31/42	2154	0732	9:38	138	140	+2	218	8000 9000	0	0	0	0	Ptly to Ovc.	2 days	Delay due weather BDA	
BDA-NBA	3/31/42	1025	1615	5:50	136	122	-14	223	4600	562	251	48	48 NBA	Cldy to Ovc.	0		
															TOTAL TIME	55:58	

GENERAL REMARKS: Mail weights listed are local loads only

PAN AMERICAN AIRWAYS COMPANY

ATLANTIC DIVISION

Trip Summary - Transatlantic

Route	Date	Times G. C. T.		Dock to Dock Time	Performance					Cargo			Weather	Delays	Remarks:
		Depart	Arrive		TAS kts.	GS Kts.	Av. Wind Kts.	Gas Cons. Gl/hr.	Alt.	Contr. Mail Lbs.	Paid Exp. Lbs.	No. Paid Psgrs.			
NBA-BDA	3/31/42	1324	1903	5:39	131	127	-4	202	8000	4738	518	23 BDA 27 LBN	Cldy to Ovc. Rain	3 days	
BDA-HTA	4/1/42	0051	1302	12:11	134	150	+16	204	8000 9000	37.4	0	0	Cldy to Ovc.	0	
HTA-LBN	4/1/42	1413	2102	6:49	141	151	+10	228	7500	4.4	0	1	Ptly to Ovc.	0	
TOTAL TIME 24:39															
<u>Trip 4514</u>									1000				Ptly to Ovc.		
LBN-BLO	4/2/42	0103	1545	14:42	130	137	+7	194	8000	4337	15.4	10 NBA	Hazy	0	
BLO-NAT	4/2-3/42	1904	0754	12:50	133	131	-2	203	8000 9000	0	0	0	Ptly to Ovc.	0	
NAT-BEL	4/3/42	0956	1540	5:44	141	154	+13	219	8000 10000	0	0	0	Cldy	0	
BEL-SPA	4/4/42	1000	1727	7:27	140	146	+6	207	9000 9500	0	0	0	Ptly to cldy	0	
SPA-BDA	4/4-5/42	2200	0752	9:52	138	135	-3	203	8000 9000 10000	0	0	0	Clear to Cldy	0	
BDA-NBA	4/5/42	1023	1618	5:55	137	122	-15	234	7500 8000	46	26.4	38 NBA	Ptly to cldy Hazy	0	

TOTAL TIME 56:30

GENERAL REMARKS: Mail weights listed are local loads only.

PAN AMERICAN AIRWAYS COMPANY

ATLANTIC DIVISION

Trip Summary - Transatlantic

Route		Times G. C. T.		Performance						Cargo				Weather	Delays	Remarks
Trip	Date	Depart	Arrive	Dock to Dock Time	TAS Kts.	GS Kts.	Av. Wind Kts.	Gas Cons. G1/hr.	Alt.	Contr. Mail Lbs.	Paid Exp. Lbs.	No. Paid Psgrs				
NBA-BD.	4/8/42	1634	2112	4:38	135	154	+19	238	8000	5221	1041	29 LBN	21 BDA	Clear to Ptly	0	
BDA-LBN	4/10-11/42	1911	1159	16:48	165	140	-25	211	8000 9000 10000	0	0	0		Clear to Cldy Rain	48 hrs.	Delay due swells at HTA & weather en route.
TOTAL TIME 21:26																
<u>Trip 4516</u>										6000						
LBN-BLO	4/11-12/42	1818	0950	15:32	140	127	-13	208	8000 9000	3646	523	9 NBA		Clear to Ovc.	0	
BLO-NAT	4/12-13/42	1838	0758	13:20	134	133	-1	202	8000 9000	0	0	0		Clear to Ovc. Hazy-Rain	0	
NAT-BEL	4/13/42	1009	1549	5:40	152	157	+5	261	8000	0	0	1 NBA		Ptly to Ovc.	0	
BEL-SPA	4/13-14/42	1927	0409	8:42	143	157	+14	236	8000 9000	0	0	0		Clear to Ovc. Rain	0	
SPA-BDA	4/14/42	0607	1615	10:08	139	137	-2	209	8000 9000	0	0	0		Clear to cldy	0	
BDA-NBA	4/14/42	1751	2315	5:24	140	121	-19	253	8000	771	60	41 NBA		Cldy to Ovc. Hazy	0	
TOTAL TIME 58:46																

GENERAL REMARKS: Mail weights listed are local loads only

PAN AMERICAN AIRWAYS COMPANY

ATLANTIC DIVISION

Trip Summary - Transatlantic

Route		Times G. C. T.		Performance						Cargo				Weather	Delays	Remarks
Trip	Date	Depart	Arrive	Dock to Dock Time	TAS Kts.	GS Kts.	Av. Wind Kts.	Gas Cons. G1/hr.	Alt.	Contr. Mail Lbs.	Paid Exp. Lbs.	No. Pd. Psgrs				
NBA-BDA	4/12/42	1311	1815	5:04	132	150	+18	207	8000	2778	2035	46 BDA 6 LBN	Ptly to Cldy.	24 hrs. Delay a/c terminal conditions at BDA & weather enroute.		
BDA-HTA	4/12-13/42	2108	0918	12:10	135	150	+15	210	8000	88	0	* 25 LBN	Ptly to Ovc.	0		
HTA-LBN	4/13/42	1108	1740	6:32	139	148	+9	207	8000	11	0	1 LBN	Ptly	0		
TOTAL TIME 23.46																
<u>Trip 4518</u>																
LBN-BLO	4/13-14/42	2217	1327	15:10	134	142	+8	192	8000	4140	4.4	1 NAT 9 NBA	Ptly to Ovc. Hazy	0		
BLO-NAT	4/14-15/42	1842	0800	13:18	134	139	+5	194	8000	0	0	0	Ptly - Rain	0		
NAT-BEL	4/15/42	1028	1624	5:56	189	155	+16	212	8000	0	0	0	Ptly to cldy.	0		
BEL-SPA	4/16/42	1000	1808	8:08	137	140	+3	215	9000	0	0	0	Ptly to cldy.	0		
SPA-BDA	4/16-17/42	2022	0650	10:28	138	129	-9	209	8000 9000	0	0	0	Ptly to ovc.	0		
BDA-NBA	4/17/42	0926	1502	5:36	132	125	-7	207	1000	249	40	40 NBA	Ptly to cldy	0		
TOTAL TIME 58:36																

GENERAL REMARKS: Mail weights listed are local loads only.

\* 23 of these passengers were offloaded from Trip 4515

PAN AMERICAN AIRWAYS COMPANY

ATLANTIC DIVISION

Trip Summary - Transatlantic

Route		Times G. C. T.		Performance						Cargo			Weather	Delays	Remarks
Trip	Date	Depart	Arrive	Dock to Dock Time	TAS Kts.	GS Kts.	Wind Kts.	Gas. Cons. Gl/hr	Alt.	Contr. Mail Lbs.	Paid Exp. Lbs.	No. Paid Psgrs			
NBA-BDA	4/18/42	1352	1924	5:32	128	134	/6	213	8000	4144	829	22 BDA 28 LBN	Ptly to cldy Hazy	0	
BDA-HTA	4/18-19/42	2137	1047	13:10	128	143	/15	193	1000 8000	0	0	0	Ptly to ovc.	0	
HTA-LBN	4/20/42	0946	1630	6:44	138	146	/8	200	7900	154	0	0	Ptly - rain	24	Delay due swells
														TOTAL TIME 25:26	
<u>TRIP 4520</u>															
LBN-BLO	4/20-21/42	2118	1354	16:36	133	127	-6	194	1000 8000 10800	138	57.3	30 NBA	Clear to Ptly	0	
BLO-NAT	4/21-22/42	1850	0754	13:04	136	147	/11	203	8000	0	0	0	Ptly to cldy. Hazy - rain	0	
NAT-BEL	4/22/42	0946	1514	5:28	145	166	/21	208	8100	0	0	0	Ptly to cldy	0	
BEL-SPA	4/23/42	1052	1812	7:20	141	161	/20	216	8000	0	0	0	Ptly	0	
SPA-BDA	4/23-24/42	2220	0910	10:50	131	135	/4	187	8000	0	0	0	Clear to Ovc Rain	0	
BDA-NBA	4/24/42	1400	1936	5:36	136	129	-7	225	8000	743	4.4	23 NBA	Clear to Ovc.	0	

GENERAL REMARKS: Mail weights listed are local loads only.

TOTAL TIME 58:54

PAN AMERICAN AIRWAYS COMPANY

ATLANTIC DIVISION

Trip Summary - Transatlantic

Route	Times G. C. T.			Performance						Cargo				Weather	Delays	Remarks
	Date	Depart	Arrive	Dock to Dock Time	TLS Kts.	GS Kts.	AV. Wind Kts.	Gas Cons. \$/hr	Alt.	Contr. Mail Lbs.	Paid Exp. Lbs.	No. Paid Psgrs.				
NBA-BDA	4/22/42	1412	1907	4:55	132	146	+14	207	8000	2282	1409	26 BDI 26 LBN	Clear	0		
BDA-HTA	4/22-25/42	2148	0910	11:22	130	165	+35	222	8000	77	333	1 HTA	Clear to cldy	0		
HTA-LBN	4/23/42	1038	1656	6:18	134	153	+19	214	8000	4.4	0	0	ptly	0		
TOTAL TIME 22:35																
<u>Trip 4522</u>																
LBN-BLO	4/23-24/42	2146	1316	15:30	135	135	0	197	8500	4319	0	9 NBI	Clear to Ptly Rain	0		
BLO-NAT	4/24-25/42	1847	0813	13:26	130	141	+11	195	8000	0	0	0	Ptly	0		
NAT-BEL	4/25/42	1005	1611	6:06	130	155	+25	215	1000	0	0	0	Ptly to cldy	0		
BEL-SPA	4/26/42	1000	1755	7:55	140	147	+7	227	9000	0	0	0	Cldy to ovc.	0		
SPA-BDA	4/26-27/42	2224	0852	10:28	133	130	-3	213	9000	0	0	0	Clear to Ovc.	0		
BDI-NBA	4/27/42	1100	1714	6:14	131	112	-19	238	8000	280	19.8	42 NBI	Ptly to cldy.	0		

GENERAL REMARKS: Mail weights listed are local loads only.

TOTAL TIME 59:39

PAA AMERICAN AIRWAYS COMPANY

ATLANTIC DIVISION

Trip Summary - Transatlantic

Route	Date	Times G. C. T.		Dock to Dock Time	Performance					Cargo				Delays	Remarks	
		Depart	Arrive		TAS Kts.	GS Kts.	Av. Wind Kts.	Gas Cons Gl/hr	Alt.	Contr. Mail Lbs.	Exp. Paid Lbs.	No. Psgrs.	Weather			
NBA-BDA	4/28/42	1320	1838	5:18	136	138	+2	219	8000	3907	19.8	*31	LBN	Clear to cldy	0	
BDA-BDA	4/28-29/42	2206	1108	13:02	132	119	-13	195	8000			0		Clear to cldy	0	Return BDL acct Swells at HTA
BDA-HTA	4/29-30/42	2223	1221	13:58	135	135	0	200	8000	35	0	0		clear to ptly	0	
HTA-LBN	4/30/42	1353	2033	6:40	145	161	+16	242	6000	8.8	0	0		clear to ovc.	0	
TOTAL TIME 38:58																
<u>Trip 4524</u>																
LEN-HTA	5/2/42	0724	1406	6:42	155	136	-19	261	8000	2820	22	7	NBA	Ptly to cldy	24 hrs.	Delay due swells at HTA.
HTA-BDA	5/2-3/42	1609	0754	15:45	125	116	-9	183	1000 2000	4.4	0	2	NBA	Clear to ovc.	0	
BDA-NBA	5/3/42	1348	1930	5:42	131	135	+4	214	2000	333	22	44	NBA	Ptly - hazy	0	

GENERAL REMARKS: Mail weights listed are local loads only.  
 \* 19 of these passengers were offloaded at BDA

TOTAL TIME 28:09

PAN AMERICAN AIRWAYS COMPANY

ATLANTIC DIVISION

Trip Summary - Transatlantic

Route		Times G. C. T.			Performance					Cargo					
Trip	Date	Depart	Arrive	Dock to Dock Time	TAS Kts.	GS Kts.	W. Kts.	Gas Cons. G1/hr	Alt.	Contr. Mail Lbs.	Paid Exp- Lbs.	No. Paid Psgs.	Weather	Delays	Remarks
NBL-BDL	5-1-42	1530	2027	4:52	138	151	+13	193	8000	2006	531	7 BDA 10 LBN	Clear to Ptly	2 Days	Delay acct plane not available.
BDL-HTA	5/4-5/42	2034	1138	15:04	129	128	-1	188	1000 8000	26	33	29 LBN	Clear to Cldy	3 Days	Delay due swells at HTA
HTA-LBN	5/7/42	0630	1324	6:54	138	149	+11	190	8000	11	33	0	Cldy to Ovc. Hazy	2 Days	Delay due swells at HTA
<u>Trip 2526</u>														TOTAL TIME 26:50	
LBN-HTA	5/8/42	0740	1638	8:58	139	110	-29	201	8000	2829	46	6 NBA	Cldy	0	
HTA-BDL	5/9-10/42	0638	0102	18:24	125	100	-25	177	1000	13	0	0	Ptly to Cldy Hazy - Rain	24 Hrs.	Delay due swells at HTA
BDL-NBL	5/10/42	1254	1900	6:06	132	118	-14	195	1000	716	93	44 NBA	Cldy - Hazy	0	
GENERAL REMARKS - Mail weights listed are local loads only.														TOTAL TIME 33:28	

PAN AMERICAN AIRWAYS COMPANY

ATLANTIC DIVISION

Trip Summary - Transatlantic

Route	Times G. C. T.		Performance							Cargo			Weather	Delays	Remarks
	Depart	Arrive	Dock to Dock Time	TAS Kts.	GS Kts.	Wind Kts.	Gas Cons Gl/hr	Alt.	Contr. Mail Lbs.	Paid Exp. Lbs.	No. Psgrs. Paid				
Trip 2527	Date														
NBA-BDA	5/13/42	1046	1650	6:04	130	121	-15	219	8000	1369	784	38 BDL 7 LBN	Ptly to cldy	0	
BDA-HTA	5/13-14/42	1906	0758	12:52	133	144	+11	214	8000	13	0	0	Ptly to cldy	0	
HTA-LBN	5/14/42	0946	1624	6:38	140	156	+16	220	8000	2.2	0	0	Ptly to cldy	0	
TOTAL TIME 25:34															
Trip 2528															
LBN-LBN	5/16/42	0716	0838	1:22	130	130	0	-	-	-	-	-	-	2 Days	Delay due swells at HTA. Returned LBN a/c engine trouble #4 engine.
LBN-HTA	5/16/42	1040	1832	7:52	139	123	-16	231	8000	3602	60	9 NBA	Ptly to cldy	0	
HTA-BDA	5/16-17/42	2018	1040	14:22	131	128	-3	221	8500	11	0	0	Clear to cldy Rain	0	
BDA-NBA	5/17/42	1228	1748	5:20	138	143	+5	244	8000	192	26	42 NBA	Ptly to cldy	0	

TOTAL TIME 28:56

GENERAL REMARKS - Mail weights listed are local loads only.